

POLAND WNT26 **3 0** CZECHIA WNT26

Match 10

Hall YOUTH OLYMPIC SPORT PARK

City NANJING, CHN

Date 04/06/2026

Time 15:00

Referees

Spectators

Receipts

Set	Duration	Partial score	Score
1	00:29	8-4 16-13 21-17	25-22
2	00:28	8-6 16-11 21-18	25-22
3	00:28	8-6 16-14 21-17	25-20

	Set	Points				Vote	Points			Serve			Reception			Attack			BK			
		1	2	3	4		5	Tot	BP	W-L	Tot	Err	Pts	Tot	Err	Pos%	(Exc%)	Tot		Err	Blo	Pts
01	Szczurowska Julia	4	4			5.5	8	3	-1	6	2	25	3	4	7	28%	1	
06	Obiala Anna	6	6	6		5.5	6	2	+3	10	.	.	1	.	100%	(0%)	11	2	1	5	45%	1
08	Piasecka Julita				
11	Lukasik Martyna	5	5	5		6.1	15	6	+10	14	1	.	25	2	56%	(32%)	28	2	.	13	46%	2
12	L Szczygłowska Aleksandra					5.7	.	.	-1	.	.	.	18	1	67%	(39%)
14	Lampkowska Monika	2	2	2		6.2	13	3	+12	11	1	.	15	.	67%	(40%)	23	.	.	13	57%	.
15	Czyrnińska Martyna				
18	Lysiak Justyna				
21	Grabka Alicja					5.5	1	1	+1	6	.	1
26	Wenerska Katarzyna	1	1	1		6.2	.	.	-2	9	2
28	Sieradzka Oliwia				4	6	10	2	+8	4	24	.	2	10	42%	.	
31	Kecher Natalia				
32	Koput Maja				3	8.5	4	2	+3	3	1	.	1	.	0%	(0%)	3	.	.	2	67%	2
95	Jurczyk Magdalena	3	3			5.5	1	.	.	10	4	1	.	1	25%	.	
Players total							58	19	+33	73	7	1	60	3	62%	(35%)	118	8	7	51	43%	6
						Points won	Ser	Atk	Blo	Op.	Er											
Coach Stefano Lavarini		Set 1	1	14	3	7	24	1	1	20	.	60%	(30%)	35	4	4	14	40%	3			
Assistant Nicola Vettori		Set 2	.	21	.	4	25	4	.	20	1	75%	(45%)	46	2	2	21	46%	.			
		Set 3	.	16	3	6	24	2	.	20	2	50%	(30%)	37	2	1	16	43%	3			

	Set	Points				Vote	Points			Serve			Reception			Attack			BK			
		1	2	3	4		5	Tot	BP	W-L	Tot	Err	Pts	Tot	Err	Pos%	(Exc%)	Tot		Err	Blo	Pts
01	Kneiflova Ema					5.5	1	.	+1	5	2	.	.	.	0%	1	
05	Svobodova Eva					.	1	.	-1	1	1	.	4	1	50%	(25%)	3	.	.	1	33%	.
06	Grozer Helena	2	3	2		6.3	13	5	+5	10	2	.	8	.	50%	(25%)	25	5	1	10	40%	3
08	Koulisiani Ela	3	4	6		5.5	6	1	+5	9	1	.	1	.	100%	(0%)	7	.	.	5	71%	1
09	L Digrinova Daniela					5.5	21	.	52%	(19%)
11	Dostalova Veronika					4	.	0%	(0%)
15	Jehlarova Magdalena	6	1	3		6.4	8	2	+5	6	2	1	1	.	0%	(0%)	9	1	.	5	56%	2
16	Mlejnkova Michaela	5	6	5		5.6	9	4	+7	10	.	1	26	.	42%	(23%)	21	1	1	8	38%	.
18	Smidova Pavla		2	1		6.4	2	2	+1	9	1	1	.	.	.	1	.	.	1	100%	.	
20	Grabovska Kveta	1				5.5	.	.	.	7
22	Orvosova Gabriela					5.5	1	.	+1	2	8	.	.	1	13%	.	
24	Janska Lucie				
25	Brancuska Monika	4	5	4		5.5	8	.	+2	6	26	2	4	8	31%	.	
28	Rejmanova Bara					2	.	.	1	.	0%	(0%)
Players total							49	14	+26	67	7	3	66	1	44%	(20%)	102	9	6	39	38%	7
						Points won	Ser	Atk	Blo	Op.	Er											
Coach Ioannis Athanasopoulos		Set 1	.	13	4	5	23	3	.	23	1	30%	(17%)	36	3	3	13	36%	4			
Assistant Michal Grivalsky		Set 2	1	13	2	6	22	2	1	21	.	38%	(5%)	29	2	.	13	45%	2			
		Set 3	2	13	1	4	22	2	2	22	.	64%	(36%)	37	4	3	13	35%	1			

POLAND WNT26				CZECHIA WNT26							
Points	Reception	60		Kill on reception				Reception	66	Points	
S in Diff	Points SO	39		1st Attack AFTER POSITIVE RECEPTION (+#)				Points SO	35	S in Diff	
6 -1	Each 1.54 receptions			Errors	Blo	Pts%	Tot	Errors	Blo	Pts%	Tot
5 0	1 Point			2	2	59%	37	29	59%	2	0
4 +4				1st Attack AFTER NEGATIVE RECEPTION (-!)							
3 +3	Serve	73		Errors	Blo	Pts%	Tot	Errors	Blo	Pts%	Tot
2 +3	Points BP	19		1	2	28%	18	30	23%	2	2
1 +1	Each 3.84 serves			Attack on dig							
	1 Break point			Errors	Blo	Pts%	Tot	Errors	Blo	Pts%	Tot
				5	3	38%	63	43	35%	2	7

BP Break point
 Err Errors
 Pos% Positive +#
 W-L Won-Lost
 Pts Points
 Blo Blocked
 Exc Excellent

Substitute
 Starting lineup
 Starting setter
 Starting serve



POLAND WNT26 3 0 CZECHIA WNT26				Set	Duration	Partial score			Score
				1	00:29	8-4	16-13	21-17	25-22
				2	00:28	8-6	16-11	21-18	25-22
				3	00:28	8-6	16-14	21-17	25-20
Match	10	Date	04/06/2026	Spectators					
Hall	YOUTH OLYMPIC SPORT PARK	Time	15:00	Receipts					
City	NANJING, CHN	Referees							

	Set	Points				Vote	Serve			Reception			Attack			BK Pts					
		1	2	3	4		Tot	BP	W-L	Tot	Err	Pts	Tot	Err	Pos% (Exc%)		Tot	Err	Blo	Pts	Pts%
01	Szczurowska Julia	4				6.5	3	1	.	4	10	2	1	2	20%	1
06	Obiala Anna	6				7	1	1	.	2	2	.	1	.	0%	1
08	Piasecka Julita				
11	Lukasik Martyna	5				6.6	7	3	+6	4	.	.	10	.	60% (30%)	11	1	.	6	55%	1
12	L Szczygłowska Aleksandra					6	4	.	75% (25%)
14	Lampkowska Monika	2				6.4	4	1	+4	3	.	.	6	.	50% (33%)	6	.	.	4	67%	.
15	Czyrnińska Martyna				
18	Lysiak Justyna				
21	Grabka Alicja					5.5	1	1	+1	2	.	1
26	Wenerska Katarzyna	1				5.7	.	.	-1	3	1
28	Sieradzka Oliwia					5.5	2	5	.	2	2	40%	.
31	Kecher Natalia				
32	Koput Maja				
95	Jurczyk Magdalena	3				5.5	.	.	-1	6	1	1	.	.	0%	.
Players total						18	7	+9		24	1	1	20	.	60% (30%)	35	4	4	14	40%	3
		Points won			Ser			Atk			Blo			Op.			Er				
Coach	Stefano Lavarini	Set 1	1	14	3	7	24	1	1	20	.	60% (30%)	35	4	4	14	40%	3			
Assistant	Nicola Vettori	Set 2
		Set 3

	Set	Points				Vote	Serve			Reception			Attack			BK Pts					
		1	2	3	4		Tot	BP	W-L	Tot	Err	Pts	Tot	Err	Pos% (Exc%)		Tot	Err	Blo	Pts	Pts%
01	Kneiflova Ema					5.5	.	.	.	2
05	Svobodova Eva					6.1	1	.	-1	1	1	.	4	1	50% (25%)	3	.	.	1	33%	.
06	Grozer Helena	2				6.5	5	3	+3	2	1	.	3	.	0% (0%)	8	1	.	4	50%	1
08	Koulisiani Ela	3				7.4	4	1	+4	5	5	.	.	3	60%	1
09	L Digrinova Daniela					5.5	8	.	38% (13%)
11	Dostalova Veronika				
15	Jehlarova Magdalena	6				8.5	3	1	+2	1	1	.	1	.	0% (0%)	2	.	.	1	50%	2
16	Mlejnkova Michaela	5				5.5	.	.	-2	1	.	.	6	.	33% (33%)	5	1	1	.	0%	.
18	Smidova Pavla					7.5	1	1	+1	1	1	.	.	1	100%	.
20	Grabovska Kveta	1				6.1	.	.	.	6
22	Orvosova Gabriela					5.5	1	.	+1	2	5	.	.	1	20%	.
24	Janska Lucie				
25	Brancuska Monika	4				5.5	2	.	-1	1	7	1	2	2	29%	.
28	Rejmanova Bara					1	.	.	1	.	0% (0%)
Players total						17	6	+7		23	3	.	23	1	30% (17%)	36	3	3	13	36%	4
		Points won			Ser			Atk			Blo			Op.			Er				
Coach	Ioannis Athanasopoulos	Set 1	.	13	4	5	23	3	.	23	1	30% (17%)	36	3	3	13	36%	4			
Assistant	Michal Grivalsky	Set 2
		Set 3

POLAND WNT26				CZECHIA WNT26							
Points	Reception	20		Kill on reception				Reception	23	Points	
S in Diff	Points SO	11		1st Attack AFTER POSITIVE RECEPTION (+#)				Points SO	11	S in Diff	
6 -1	Each 1.82 receptions			Errors	Blo	Pts%	Tot	Errors	Blo	Pts%	Tot
5 0	1 Point			1	2	50%	12	7	57%	1	0
4 +4				1st Attack AFTER NEGATIVE RECEPTION (-!)							
3 +3	Serve	24		Errors	Blo	Pts%	Tot	Errors	Blo	Pts%	Tot
2 +3	Points BP	7		1	1	38%	8	14	14%	1	1
1 +1	Each 3.43 serves			Attack on dig				Serve	23		
	1 Break point			Errors	Blo	Pts%	Tot	Errors	Blo	Pts%	Tot
				2	1	33%	15	15	47%	1	2
								Points BP	6		
								Each 3.83 serves			
								1 Break point			

BP Break point
 Err Errors
 Pos% Positive +#
 W-L Won-Lost
 Pts Points
 Blo Blocked
 Exc Excellent

Substitute
 Starting lineup
 Starting setter
 Starting serve

volleystation.com





POLAND WNT26 3 0 CZECHIA WNT26				Set	Duration	Partial score	Score
Match 10	Date 04/06/2026	Spectators		1	00:29	8-4 16-13 21-17	25-22
Hall YOUTH OLYMPIC SPORT PARK	Time 15:00	Receipts		2	00:28	8-6 16-11 21-18	25-22
City NANJING, CHN	Referees			3	00:28	8-6 16-14 21-17	25-20


	Set	Points			Vote	Serve			Reception			Attack			BK Pts					
		1	2	3		Tot	BP	W-L	Tot	Err	Pts	Tot	Err	Pos% (Exc%)		Tot	Err	Blo	Pts	Pts%
01 Szczurowska Julia	4				5.5	4	2	-1	2	2	13	1	2	4	31%	.
06 Obiala Anna	6				5.7	3	.	+2	3	6	1	.	3	50%	.
08 Piasecka Julita				
11 Lukasik Martyna	5				5.7	4	1	+2	6	1	.	11	1	55% (27%)	9	.	.	4	44%	.
12 L Szczygłowska Aleksandra					8.8	5	.	100% (60%)
14 Lampkowska Monika	2				7.5	6	2	+6	4	.	.	4	.	100% (75%)	11	.	.	6	55%	.
15 Czarnianska Martyna				
18 Lysiak Justyna				
21 Grabka Alicja					5.5	.	.	.	2
26 Wenerska Katarzyna	1				6.1	.	.	-1	3	1
28 Sieradzka Oliwia					7.5	3	1	+3	1	4	.	.	3	75%	.
31 Kecher Natalia				
32 Koput Maja				
95 Jurczyk Magdalena	3				5.5	1	.	+1	4	3	.	.	1	33%	.
Players total						21	6	+12	25	4	.	20	1	75% (45%)	46	2	2	21	46%	.
					Points won	Ser	Atk	Blo	Op	Er										
Coach Stefano Lavarini					Set 1
Assistant Nicola Vettori					Set 2	.	21	.	4	25	4	.	20	1	75% (45%)	46	2	2	21	46%
					Set 3

	Set	Points			Vote	Serve			Reception			Attack			BK Pts					
		1	2	3		Tot	BP	W-L	Tot	Err	Pts	Tot	Err	Pos% (Exc%)		Tot	Err	Blo	Pts	Pts%
01 Kneiflova Ema					1
05 Svobodova Eva				
06 Grozer Helena	3				6.6	5	2	+4	2	.	.	2	.	50% (0%)	6	1	.	3	50%	2
08 Koulisiani Ela	4				5.5	1	.	.	4	1	.	1	.	100% (0%)	1	.	.	1	100%	.
09 L Digrinova Daniela					5.5	6	.	50% (17%)
11 Dostalova Veronika				
15 Jehlarova Magdalena	1				5.5	2	.	+1	1	5	1	.	2	40%	.
16 Mlejnkova Michaela	6				5.8	5	2	+5	6	.	1	12	.	25% (0%)	8	.	.	4	50%	.
18 Smidova Pavla	2				6.5	.	.	-1	4	1
20 Grabovska Kveta					1
22 Orvosova Gabriela					1	.	.	.	0%	.
24 Janska Lucie				
25 Brancuska Monika	5				5.9	3	.	+3	2	8	.	.	3	38%	.
28 Rejmanova Bara					1
Players total						16	4	+12	22	2	1	21	.	38% (5%)	29	2	.	13	45%	2
					Points won	Ser	Atk	Blo	Op	Er										
Coach Ioannis Athanasopoulos					Set 1
Assistant Michal Grivalsky					Set 2	1	13	2	6	22	2	1	21	.	38% (5%)	29	2	.	13	45%
					Set 3

POLAND WNT26				CZECHIA WNT26							
Points	Reception	20		Kill on reception				Reception	21	Points	
S in Diff	Points SO	15		1st Attack AFTER POSITIVE RECEPTION (+#)				Points SO	12	S in Diff	
6 -1	Each 1.33 receptions			Errors	Blo	Pts%	Tot	Errors		6 +3	
5 0	1 Point			1	0	60%	15	8	63%	0	0
4 +4				1st Attack AFTER NEGATIVE RECEPTION (-!)				Each 1.75 receptions		5 -6	
3 +3	Serve	25		Errors	Blo	Pts%	Tot	Errors		4 -3	
2 +3	Points BP	6		0	1	25%	4	10	40%	0	0
1 +1	Each 4.17 serves			Attack on dig				Serve	22	3 -7	
	1 Break point			Errors	Blo	Pts%	Tot	Errors		2 +1	
				1	1	41%	27	11	36%	0	2
								Points BP	4	1 +2	
								Each 5.5 serves			
								1 Break point			

BP Break point
 Err Errors
 Pos% Positive +#
 W-L Won-Lost
 Pts Points
 Blo Blocked
 Exc Excellent

 Substitute
 Starting lineup
 Starting setter
 Starting serve


 volleystation.com

